

CPR E 575 STOYTCHIEV EVALUATION SPRING 2010

Item Statistics:

| | Q1 | Q2 | Q3 | Q4 | Q5 | Q6 | Q7 |
|--------------------|------|------|------|------|------|------|------|
| Sample Size | 18 | 18 | 19 | 19 | 19 | 19 | 19 |
| Number Missing | 0 | 0 | 0 | 0 | 0 | 0 | 0 |
| Mean | 4.33 | 4.50 | 4.47 | 4.58 | 4.68 | 4.84 | 4.74 |
| Variance | 0.82 | 0.50 | 0.60 | 0.70 | 0.34 | 0.14 | 0.32 |
| Standard Deviation | 0.91 | 0.71 | 0.77 | 0.84 | 0.58 | 0.37 | 0.56 |
| Standard Error | 0.21 | 0.17 | 0.18 | 0.19 | 0.13 | 0.09 | 0.13 |
| Inter Qrt. Range | 1.00 | 1.00 | 1.00 | 1.00 | 1.00 | 0.00 | 0.00 |

| | Q8 | Q9 | Q10 | Q11 | Q12 | Q13 | Q14 |
|--------------------|------|------|------|------|------|------|------|
| Sample Size | 19 | 19 | 19 | 19 | 19 | 19 | 19 |
| Number Missing | 0 | 0 | 0 | 0 | 0 | 0 | 0 |
| Mean | 4.05 | 4.68 | 4.58 | 4.68 | 4.63 | 4.26 | 4.16 |
| Variance | 1.16 | 0.23 | 0.48 | 0.34 | 0.36 | 0.43 | 1.03 |
| Standard Deviation | 1.08 | 0.48 | 0.69 | 0.58 | 0.60 | 0.65 | 1.01 |
| Standard Error | 0.25 | 0.11 | 0.16 | 0.13 | 0.14 | 0.15 | 0.23 |
| Inter Qrt. Range | 2.00 | 1.00 | 1.00 | 1.00 | 1.00 | 1.00 | 2.00 |

| | Q15 | Q16 | Q17 | Q18 | Q19 | Q20 | Q21 |
|--------------------|------|------|------|------|------|------|------|
| Sample Size | 19 | 19 | 19 | 19 | 19 | 19 | 19 |
| Number Missing | 0 | 0 | 0 | 0 | 0 | 0 | 0 |
| Mean | 4.68 | 4.68 | 4.58 | 4.68 | 4.42 | 3.58 | 4.53 |
| Variance | 0.34 | 0.56 | 0.37 | 0.34 | 0.70 | 1.04 | 0.71 |
| Standard Deviation | 0.58 | 0.75 | 0.61 | 0.58 | 0.84 | 1.02 | 0.84 |
| Standard Error | 0.13 | 0.17 | 0.14 | 0.13 | 0.19 | 0.23 | 0.19 |
| Inter Qrt. Range | 1.00 | 0.00 | 1.00 | 1.00 | 1.00 | 2.00 | 1.00 |

CPR E 575 STOYTCHIEV EVALUATION SPRING 2010

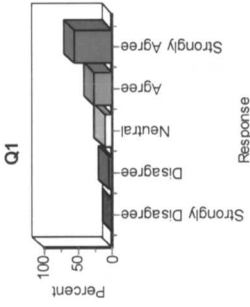
| | Q22 | Q23 | Q24 | Q25 | Q26 | Q27 | Q28 |
|--------------------|------|------|------|------|------|------|------|
| Sample Size | 15 | 19 | 18 | 18 | 17 | 18 | 19 |
| Number Missing | 0 | 0 | 0 | 0 | 0 | 0 | 0 |
| Mean | 3.80 | 3.53 | 3.22 | 2.67 | 3.29 | 2.94 | 4.32 |
| Variance | 1.17 | 1.15 | 1.36 | 2.00 | 1.35 | 2.17 | 0.89 |
| Standard Deviation | 1.08 | 1.07 | 1.17 | 1.41 | 1.16 | 1.47 | 0.95 |
| Standard Error | 0.28 | 0.25 | 0.27 | 0.33 | 0.28 | 0.35 | 0.22 |
| Inter Qrt. Range | 2.00 | 1.00 | 1.00 | 2.00 | 1.00 | 2.00 | 1.00 |

| | Q29 | Q30 | Q31 |
|--------------------|------|------|------|
| Sample Size | 18 | 19 | 19 |
| Number Missing | 0 | 0 | 0 |
| Mean | 4.61 | 4.63 | 4.47 |
| Variance | 0.72 | 0.36 | 0.60 |
| Standard Deviation | 0.85 | 0.60 | 0.77 |
| Standard Error | 0.20 | 0.14 | 0.18 |
| Inter Qrt. Range | 0.00 | 1.00 | 1.00 |

CPR E 575 STOYTCHEV EVALUATION SPRING 2010

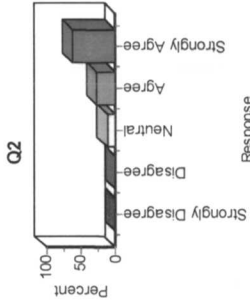
Item Analysis: Expectations

| Label | Frequency | Percent |
|--------------------|-----------|---------------|
| Strongly Disagree | 0 | 0.00 |
| Disagree | 1 | 5.56 |
| Neutral | 2 | 11.11 |
| Agree | 5 | 27.78 |
| Strongly Agree | 10 | 55.56 |
| Total Valid | 18 | 100.00 |



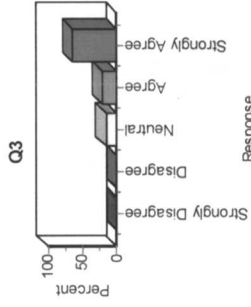
Item Analysis: Concepts

| Label | Frequency | Percent |
|--------------------|-----------|---------------|
| Strongly Disagree | 0 | 0.00 |
| Disagree | 0 | 0.00 |
| Neutral | 2 | 11.11 |
| Agree | 5 | 27.78 |
| Strongly Agree | 11 | 61.11 |
| Total Valid | 18 | 100.00 |



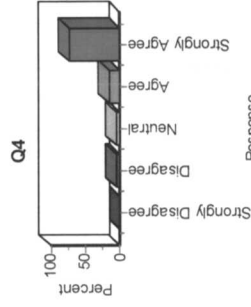
Item Analysis: Clarifies confusion

| Label | Frequency | Percent |
|--------------------|-----------|---------------|
| Strongly Disagree | 0 | 0.00 |
| Disagree | 0 | 0.00 |
| Neutral | 3 | 15.79 |
| Agree | 4 | 21.05 |
| Strongly Agree | 12 | 63.16 |
| Total Valid | 19 | 100.00 |



Item Analysis: Effective teaching methods

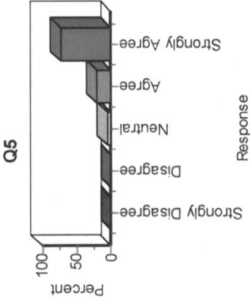
| Label | Frequency | Percent |
|--------------------|-----------|---------------|
| Strongly Disagree | 0 | 0.00 |
| Disagree | 1 | 5.26 |
| Neutral | 1 | 5.26 |
| Agree | 3 | 15.79 |
| Strongly Agree | 14 | 73.68 |
| Total Valid | 19 | 100.00 |



CPR E 575 STOYTCHEV EVALUATION SPRING 2010

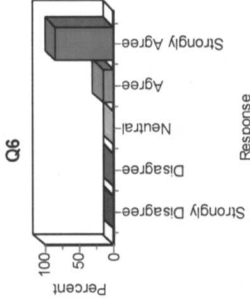
Item Analysis: Encourages ?'s

| Label | Frequency | Percent |
|--------------------|-----------|---------------|
| Strongly Disagree | 0 | 0.00 |
| Disagree | 0 | 0.00 |
| Neutral | 1 | 5.26 |
| Agree | 4 | 21.05 |
| Strongly Agree | 14 | 73.68 |
| Total Valid | 19 | 100.00 |



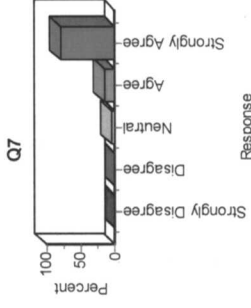
Item Analysis: Organized/Prepared

| Label | Frequency | Percent |
|--------------------|-----------|---------------|
| Strongly Disagree | 0 | 0.00 |
| Disagree | 0 | 0.00 |
| Neutral | 0 | 0.00 |
| Agree | 3 | 15.79 |
| Strongly Agree | 16 | 84.21 |
| Total Valid | 19 | 100.00 |



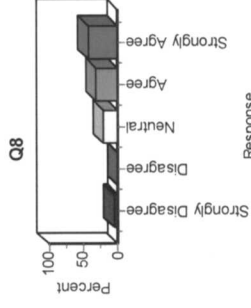
Item Analysis: Challenges thinking

| Label | Frequency | Percent |
|--------------------|-----------|---------------|
| Strongly Disagree | 0 | 0.00 |
| Disagree | 0 | 0.00 |
| Neutral | 1 | 5.26 |
| Agree | 3 | 15.79 |
| Strongly Agree | 15 | 78.95 |
| Total Valid | 19 | 100.00 |



Item Analysis: Availability

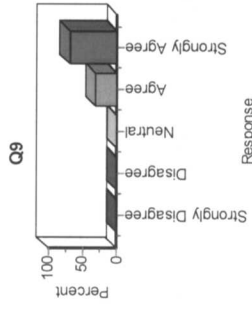
| Label | Frequency | Percent |
|--------------------|-----------|---------------|
| Strongly Disagree | 1 | 5.26 |
| Disagree | 0 | 0.00 |
| Neutral | 4 | 21.05 |
| Agree | 6 | 31.58 |
| Strongly Agree | 8 | 42.11 |
| Total Valid | 19 | 100.00 |



CPR E 575 STOYTCHEV EVALUATION SPRING 2010

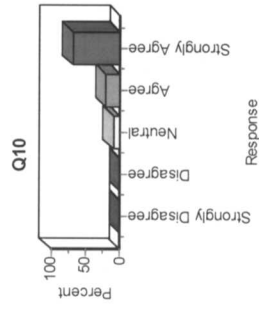
Item Analysis: Effective technology

| Label | Frequency | Percent |
|--------------------|-----------|---------------|
| Strongly Disagree | 0 | 0.00 |
| Disagree | 0 | 0.00 |
| Neutral | 0 | 0.00 |
| Agree | 6 | 31.58 |
| Strongly Agree | 13 | 68.42 |
| Total Valid | 19 | 100.00 |



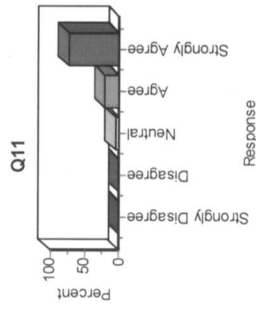
Item Analysis: Improves learning

| Label | Frequency | Percent |
|--------------------|-----------|---------------|
| Strongly Disagree | 0 | 0.00 |
| Disagree | 0 | 0.00 |
| Neutral | 2 | 10.53 |
| Agree | 4 | 21.05 |
| Strongly Agree | 13 | 68.42 |
| Total Valid | 19 | 100.00 |



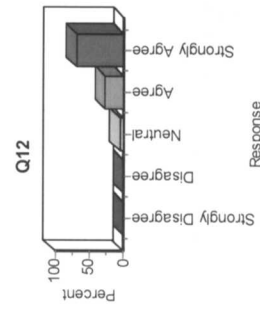
Item Analysis: Attendance

| Label | Frequency | Percent |
|--------------------|-----------|---------------|
| Strongly Disagree | 0 | 0.00 |
| Disagree | 0 | 0.00 |
| Neutral | 1 | 5.26 |
| Agree | 4 | 21.05 |
| Strongly Agree | 14 | 73.68 |
| Total Valid | 19 | 100.00 |



Item Analysis: Challenged

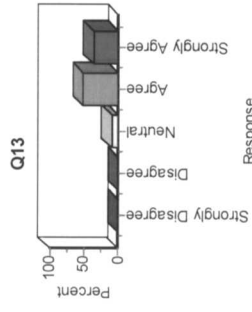
| Label | Frequency | Percent |
|--------------------|-----------|---------------|
| Strongly Disagree | 0 | 0.00 |
| Disagree | 0 | 0.00 |
| Neutral | 1 | 5.26 |
| Agree | 5 | 26.32 |
| Strongly Agree | 13 | 68.42 |
| Total Valid | 19 | 100.00 |



CPR E 575 STOYTCHEV EVALUATION SPRING 2010

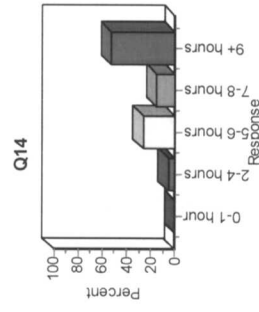
Item Analysis: Work to full potential

| Label | Frequency | Percent |
|--------------------|-----------|---------------|
| Strongly Disagree | 0 | 0.00 |
| Disagree | 0 | 0.00 |
| Neutral | 2 | 10.53 |
| Agree | 10 | 52.63 |
| Strongly Agree | 7 | 36.84 |
| Total Valid | 19 | 100.00 |



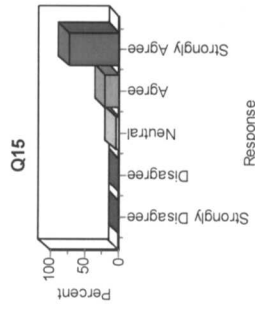
Item Analysis: Outside class work

| Label | Frequency | Percent |
|--------------------|-----------|---------------|
| 0-1 hour | 0 | 0.00 |
| 2-4 hours | 1 | 5.26 |
| 5-6 hours | 5 | 26.32 |
| 7-8 hours | 3 | 15.79 |
| 9+ hours | 10 | 52.63 |
| Total Valid | 19 | 100.00 |



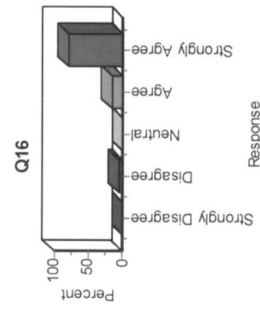
Item Analysis: Learned a lot

| Label | Frequency | Percent |
|--------------------|-----------|---------------|
| Strongly Disagree | 0 | 0.00 |
| Disagree | 0 | 0.00 |
| Neutral | 1 | 5.26 |
| Agree | 4 | 21.05 |
| Strongly Agree | 14 | 73.68 |
| Total Valid | 19 | 100.00 |



Item Analysis: Increased interest

| Label | Frequency | Percent |
|--------------------|-----------|---------------|
| Strongly Disagree | 0 | 0.00 |
| Disagree | 1 | 5.26 |
| Neutral | 0 | 0.00 |
| Agree | 3 | 15.79 |
| Strongly Agree | 15 | 78.95 |
| Total Valid | 19 | 100.00 |

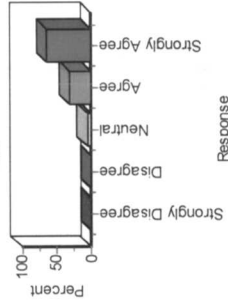


CPR E 575 STOYTCHEV EVALUATION SPRING 2010

Item Analysis: Respectful

| Label | Frequency | Percent |
|--------------------|-----------|---------------|
| Strongly Disagree | 0 | 0.00 |
| Disagree | 0 | 0.00 |
| Neutral | 1 | 5.26 |
| Agree | 6 | 31.58 |
| Strongly Agree | 12 | 63.16 |
| Total Valid | 19 | 100.00 |

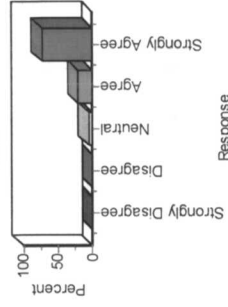
Q17



Item Analysis: Learned is important

| Label | Frequency | Percent |
|--------------------|-----------|---------------|
| Strongly Disagree | 0 | 0.00 |
| Disagree | 0 | 0.00 |
| Neutral | 1 | 5.26 |
| Agree | 4 | 21.05 |
| Strongly Agree | 14 | 73.68 |
| Total Valid | 19 | 100.00 |

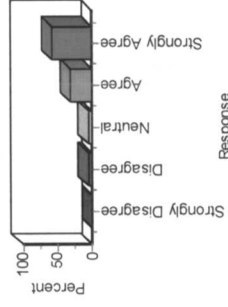
Q18



Item Analysis: Enhance my learning

| Label | Frequency | Percent |
|--------------------|-----------|---------------|
| Strongly Disagree | 0 | 0.00 |
| Disagree | 1 | 5.26 |
| Neutral | 1 | 5.26 |
| Agree | 6 | 31.58 |
| Strongly Agree | 11 | 57.89 |
| Total Valid | 19 | 100.00 |

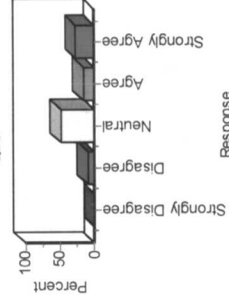
Q19



Item Analysis: Assesses learning

| Label | Frequency | Percent |
|--------------------|-----------|---------------|
| Strongly Disagree | 0 | 0.00 |
| Disagree | 2 | 10.53 |
| Neutral | 9 | 47.37 |
| Agree | 3 | 15.79 |
| Strongly Agree | 5 | 26.32 |
| Total Valid | 19 | 100.00 |

Q20

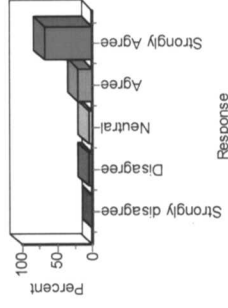


CPR E 575 STOYTCHEV EVALUATION SPRING 2010

Item Analysis: High standards

| Label | Frequency | Percent |
|--------------------|-----------|---------------|
| Strongly disagree | 0 | 0.00 |
| Disagree | 1 | 5.26 |
| Neutral | 1 | 5.26 |
| Agree | 4 | 21.05 |
| Strongly Agree | 13 | 68.42 |
| Total Valid | 19 | 100.00 |

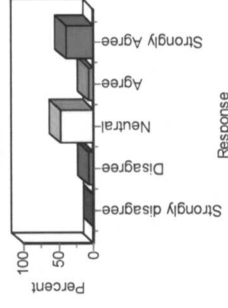
Q21



Item Analysis: Lab?

| Label | Frequency | Percent |
|--------------------|-----------|---------------|
| Strongly disagree | 0 | 0.00 |
| Disagree | 1 | 6.67 |
| Neutral | 7 | 46.67 |
| Agree | 1 | 6.67 |
| Strongly Agree | 6 | 40.00 |
| Total Valid | 15 | 100.00 |

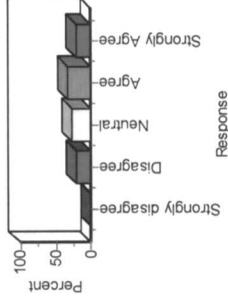
Q22



Item Analysis: Clear evaluation criteria

| Label | Frequency | Percent |
|--------------------|-----------|---------------|
| Strongly disagree | 0 | 0.00 |
| Disagree | 4 | 21.05 |
| Neutral | 5 | 26.32 |
| Agree | 6 | 31.58 |
| Strongly Agree | 4 | 21.05 |
| Total Valid | 19 | 100.00 |

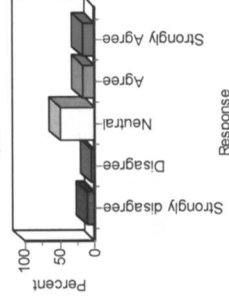
Q23



Item Analysis: Grading

| Label | Frequency | Percent |
|--------------------|-----------|---------------|
| Strongly disagree | 2 | 11.11 |
| Disagree | 1 | 5.56 |
| Neutral | 9 | 50.00 |
| Agree | 3 | 16.67 |
| Strongly Agree | 3 | 16.67 |
| Total Valid | 18 | 100.00 |

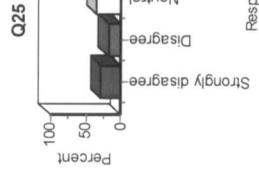
Q24



CPR E 575 STOYTCHEV EVALUATION SPRING 2010

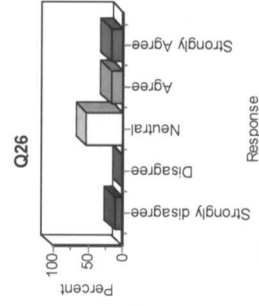
Item Analysis: Assignments returned

| Label | Frequency | Percent |
|--------------------|-----------|---------------|
| Strongly disagree | 5 | 27.78 |
| Disagree | 3 | 16.67 |
| Neutral | 6 | 33.33 |
| Agree | 1 | 5.56 |
| Strongly Agree | 3 | 16.67 |
| Total Valid | 18 | 100.00 |



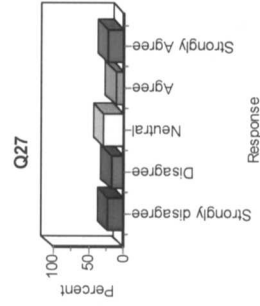
Item Analysis: Exams returned

| Label | Frequency | Percent |
|--------------------|-----------|---------------|
| Strongly disagree | 2 | 11.76 |
| Disagree | 0 | 0.00 |
| Neutral | 9 | 52.94 |
| Agree | 3 | 17.65 |
| Strongly Agree | 3 | 17.65 |
| Total Valid | 17 | 100.00 |



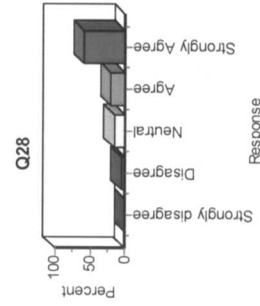
Item Analysis: Feedback on work

| Label | Frequency | Percent |
|--------------------|-----------|---------------|
| Strongly disagree | 4 | 22.22 |
| Disagree | 3 | 16.67 |
| Neutral | 5 | 27.78 |
| Agree | 2 | 11.11 |
| Strongly Agree | 4 | 22.22 |
| Total Valid | 18 | 100.00 |



Item Analysis: Text

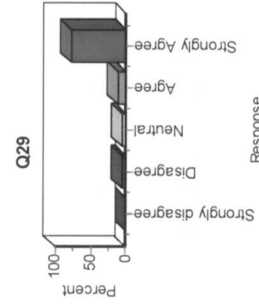
| Label | Frequency | Percent |
|--------------------|-----------|---------------|
| Strongly disagree | 0 | 0.00 |
| Disagree | 1 | 5.26 |
| Neutral | 3 | 15.79 |
| Agree | 4 | 21.05 |
| Strongly Agree | 11 | 57.89 |
| Total Valid | 19 | 100.00 |



CPR E 575 STOYTCHEV EVALUATION SPRING 2010

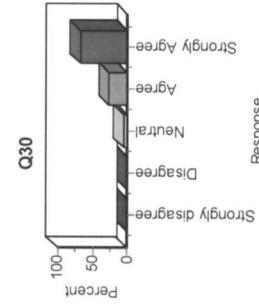
Item Analysis: Overall instructor

| Label | Frequency | Percent |
|--------------------|-----------|---------------|
| Strongly disagree | 0 | 0.00 |
| Disagree | 1 | 5.56 |
| Neutral | 1 | 5.56 |
| Agree | 2 | 11.11 |
| Strongly Agree | 14 | 77.78 |
| Total Valid | 18 | 100.00 |



Item Analysis: Overall course

| Label | Frequency | Percent |
|--------------------|-----------|---------------|
| Strongly disagree | 0 | 0.00 |
| Disagree | 0 | 0.00 |
| Neutral | 1 | 5.26 |
| Agree | 5 | 26.32 |
| Strongly Agree | 13 | 68.42 |
| Total Valid | 19 | 100.00 |



Item Analysis: Instructor motivated

| Label | Frequency | Percent |
|--------------------|-----------|---------------|
| Strongly disagree | 0 | 0.00 |
| Disagree | 0 | 0.00 |
| Neutral | 3 | 15.79 |
| Agree | 4 | 21.05 |
| Strongly Agree | 12 | 63.16 |
| Total Valid | 19 | 100.00 |

