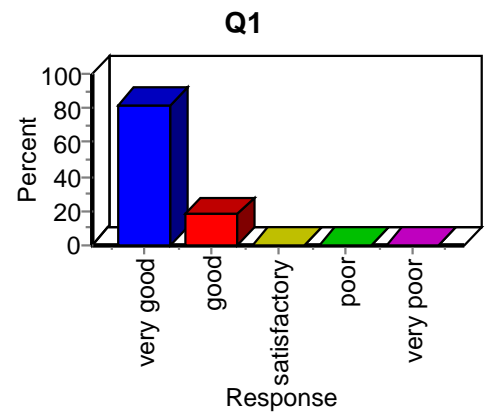


COM S 575X STOYTCHIEV EVALUATION SPRING 2008

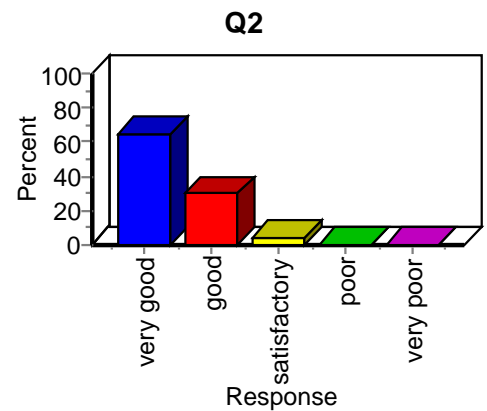
Item Analysis: Overall instructor

Label	Frequency	Percent
very good	19	82.61
good	4	17.39
satisfactory	0	0.00
poor	0	0.00
very poor	0	0.00
Total Valid	23	100.00



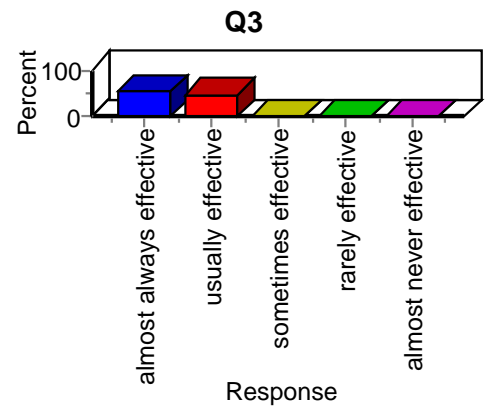
Item Analysis: Overall course

Label	Frequency	Percent
very good	15	65.22
good	7	30.43
satisfactory	1	4.35
poor	0	0.00
very poor	0	0.00
Total Valid	23	100.00



Item Analysis: Teaching effectiveness

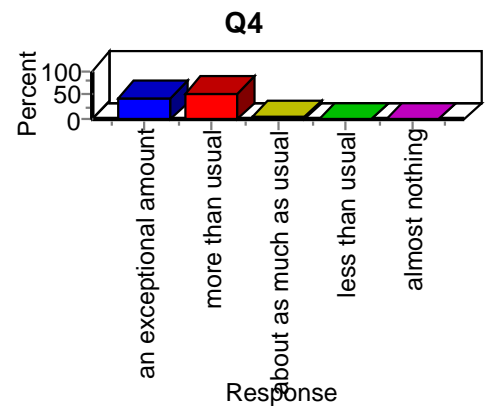
Label	Frequency	Percent
almost always effective	13	56.52
usually effective	10	43.48
sometimes effective	0	0.00
rarely effective	0	0.00
almost never effective	0	0.00
Total Valid	23	100.00



COM S 575X STOYTCHIEV EVALUATION SPRING 2008

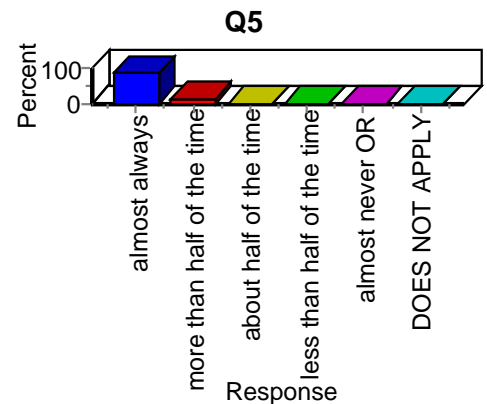
Item Analysis: Amount learned in course

Label	Frequency	Percent
an exceptional amount	10	43.48
more than usual	12	52.17
about as much as usual	1	4.35
less than usual	0	0.00
almost nothing	0	0.00
Total Valid	23	100.00



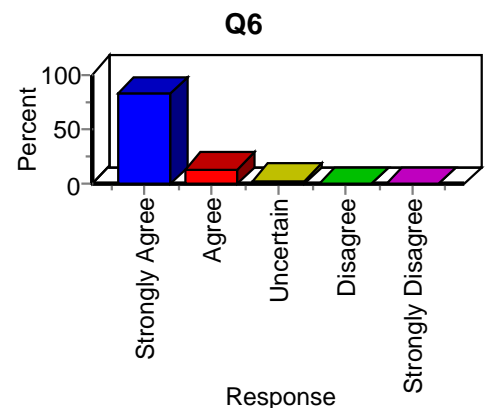
Item Analysis: Instructor speaks clearly

Label	Frequency	Percent
almost always	20	86.96
more than half of the time	3	13.04
about half of the time	0	0.00
less than half of the time	0	0.00
almost never OR DOES NOT APPLY	0	0.00
Total Valid	23	100.00



Item Analysis: Treated with respect

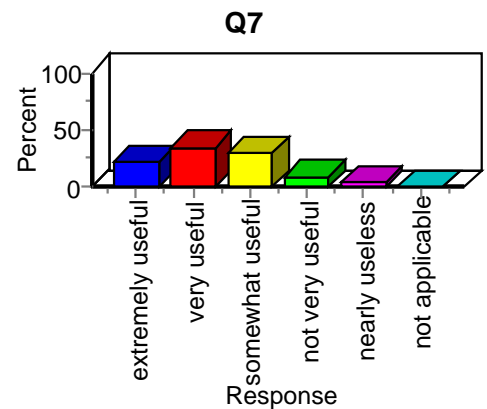
Label	Frequency	Percent
Strongly Agree	19	82.61
Agree	3	13.04
Uncertain	1	4.35
Disagree	0	0.00
Strongly Disagree	0	0.00
Total Valid	23	100.00



COM S 575X STOYTCHIEV EVALUATION SPRING 2008

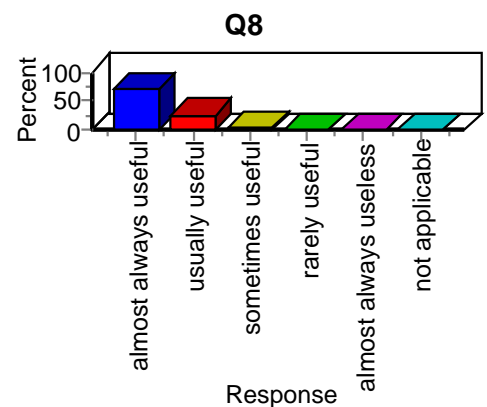
Item Analysis: Text/Readings useful

Label	Frequency	Percent
extremely useful	5	21.74
very useful	8	34.78
somewhat useful	7	30.43
not very useful	2	8.70
nearly useless	1	4.35
not applicable	0	0.00
Total Valid	23	100.00



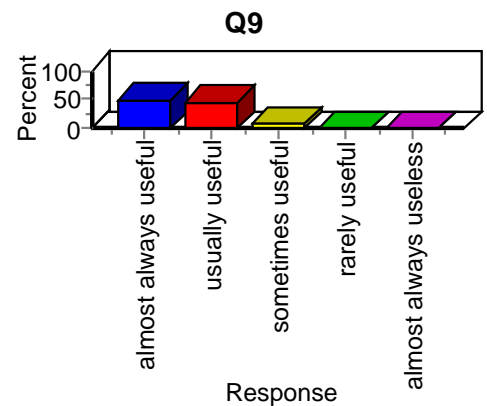
Item Analysis: Outside assignments

Label	Frequency	Percent
almost always useful	16	69.57
usually useful	6	26.09
sometimes useful	1	4.35
rarely useful	0	0.00
almost always useless	0	0.00
not applicable	0	0.00
Total Valid	23	100.00



Item Analysis: In class assignments

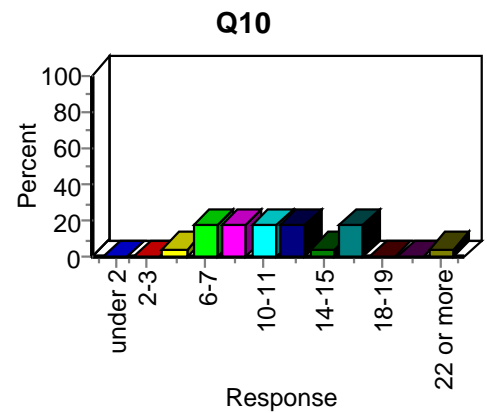
Label	Frequency	Percent
almost always useful	11	47.83
usually useful	10	43.48
sometimes useful	2	8.70
rarely useful	0	0.00
almost always useless	0	0.00
Total Valid	23	100.00



COM S 575X STOYTCHIEV EVALUATION SPRING 2008

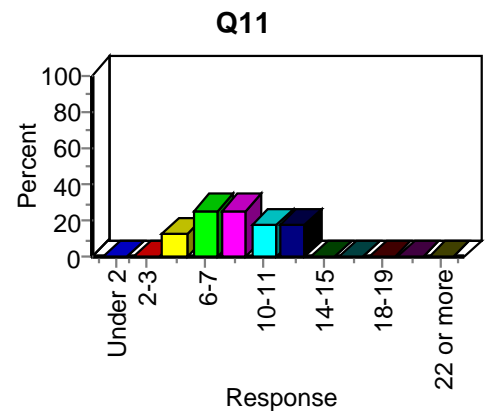
Item Analysis: Class hours per week

Label	Frequency	Percent
under 2	0	0.00
2-3	0	0.00
4-5	1	4.35
6-7	4	17.39
8-9	4	17.39
10-11	4	17.39
12-13	4	17.39
14-15	1	4.35
16-17	4	17.39
18-19	0	0.00
20-21	0	0.00
22 or more	1	4.35
Total Valid	23	100.00



Item Analysis: Valuable hours

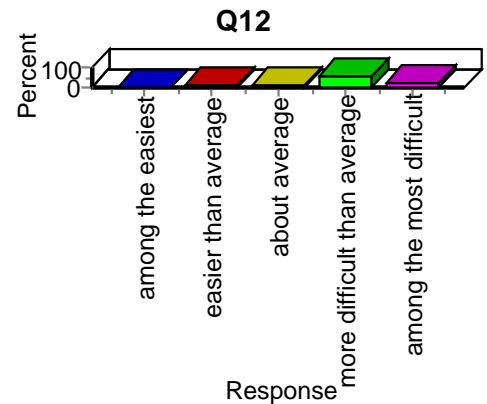
Label	Frequency	Percent
Under 2	0	0.00
2-3	0	0.00
4-5	3	13.04
6-7	6	26.09
8-9	6	26.09
10-11	4	17.39
12-13	4	17.39
14-15	0	0.00
16-71	0	0.00
18-19	0	0.00
20-21	0	0.00
22 or more	0	0.00
Total Valid	23	100.00



COM S 575X STOYTCHIEV EVALUATION SPRING 2008

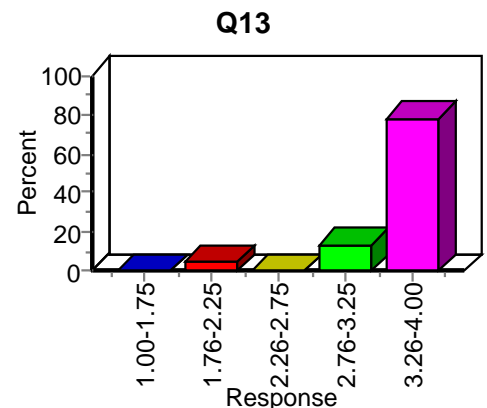
Item Analysis: Course difficulty

Label	Frequency	Percent
among the easiest	0	0.00
easier than average	2	8.70
about average	3	13.04
more difficult than average	12	52.17
among the most difficult	6	26.09
Total Valid	23	100.00



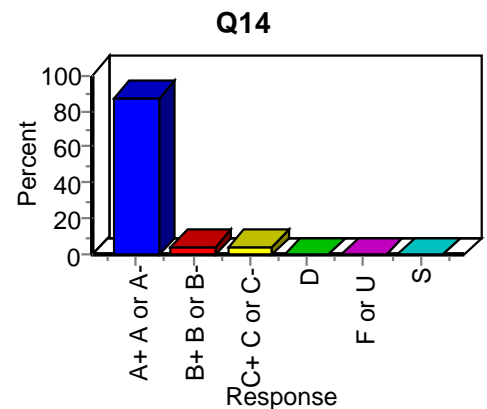
Item Analysis: Grade point average

Label	Frequency	Percent
1.00-1.75	0	0.00
1.76-2.25	1	4.35
2.26-2.75	0	0.00
2.76-3.25	3	13.04
3.26-4.00	18	78.26
Total Valid	22	95.65
Total Missing	1	4.35
Total	23	100.00



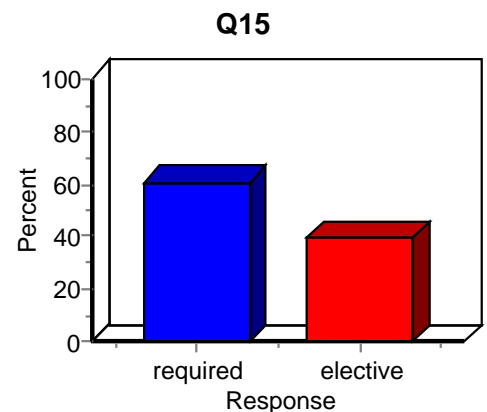
Item Analysis: Expect grade

Label	Frequency	Percent
A+ A or A-	20	86.96
B+ B or B-	1	4.35
C+ C or C-	1	4.35
D	0	0.00
F or U	0	0.00
S	0	0.00
Total Valid	22	95.65
Total Missing	1	4.35
Total	23	100.00



Item Analysis: Course in my program

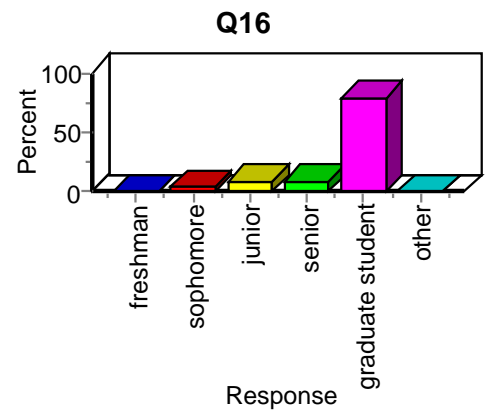
Label	Frequency	Percent
required	14	60.87
elective	9	39.13
Total Valid	23	100.00



COM S 575X STOYTCHIEV EVALUATION SPRING 2008

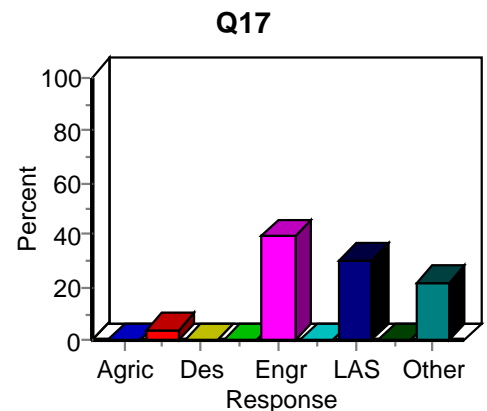
Item Analysis: My class

Label	Frequency	Percent
freshman	0	0.00
sophomore	1	4.35
junior	2	8.70
senior	2	8.70
graduate student	18	78.26
other	0	0.00
Total Valid	23	100.00



Item Analysis: My major in area

Label	Frequency	Percent
Agric	0	0.00
Bus	1	4.35
Des	0	0.00
Educ	0	0.00
Engr	9	39.13
FCS	0	0.00
LAS	7	30.43
Vet Med	0	0.00
Other	5	21.74
Total Valid	22	95.65
Total Missing	1	4.35
Total	23	100.00



Item Analysis: My sex

Label	Frequency	Percent
female	3	13.04
male	19	82.61
Total Valid	22	95.65
Total Missing	1	4.35
Total	23	100.00

