

Static Class Members

November 1, 2006

ComS 207: Programming I (in Java)
Iowa State University, FALL 2006
Instructor: Alexander Stoytchev

© 2004 Pearson Addison-Wesley. All rights reserved

Go Over Midterm2 Solutions

© 2004 Pearson Addison-Wesley. All rights reserved

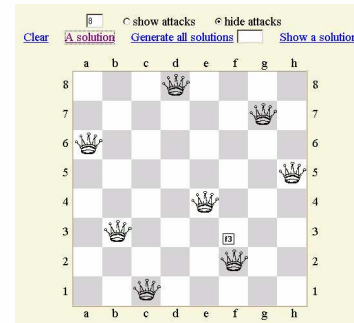
HW 8 is out

- Also Check out this web page:

<http://www.cs.princeton.edu/introcs/23recursion/>

© 2004 Pearson Addison-Wesley. All rights reserved

The Eight Queens Problem



© 2004 Pearson Addison-Wesley. All rights reserved

[<http://home.earthlink.net/~barnold2002/Acgnj/Csig9908.html>]

Recursion Example

Code

```
public static int factorial(int n)
{
    if (n==1)
        return 1;
    else
        return n* factorial(n-1);
}

public static void main(String[] args)
{
    int result = factorial(3);
    System.out.println(result);
}
```

© 2004 Pearson Addison-Wesley. All rights reserved

Stack

factorial(1)	Return point and system data
	Function result
	Parameters
	Local variables
factorial(2)	Return point and system data
	Function result
	Parameters
	Local variables
factorial(3)	Return point and system data
	Function result
	Parameters
	Local variables
main	Return point and system data
	Function result
	Parameters
	Local variables

Recursion Example

Code

```
public static int factorial(int n)
{
    if (n==1)
        return 1;
    else
        return n* factorial(n-1);
}


public static void main(String[] args)
{
    int result = factorial(3);
    System.out.println(result);
}
```

© 2004 Pearson Addison-Wesley. All rights reserved

Stack

factorial(1)	Return point and system data
	Function result
	Parameters
	Local variables
factorial(2)	Return point and system data
	Function result
	Parameters
	Local variables
factorial(3)	Return point and system data
	Function result
	Parameters
	Local variables
main	Return point and system data
	Function result
	Parameters
	Local variables

Chapter 6 Object-Oriented Design



© 2003 Pearson Addison-Wesley. All rights reserved.

Static Class Members

- Recall that a static method is one that can be invoked through its class name
- For example, the methods of the `Math` class are static:

```
result = Math.sqrt(25)
```

- Variables can be static as well
- Determining if a method or variable should be static is an important design decision

© 2004 Pearson Addison-Wesley. All rights reserved

Static Methods

```
class Helper
{
    public static int cube (int num)
    {
        return num * num * num;
    }
}
```

Because it is declared as static, the method can be invoked as

```
value = Helper.cube(5);
```

© 2004 Pearson Addison-Wesley. All rights reserved

The static Modifier

- We declare static methods and variables using the `static` modifier
- It associates the method or variable with the class rather than with an object of that class
- Static methods are sometimes called *class methods* and static variables are sometimes called *class variables*

© 2004 Pearson Addison-Wesley. All rights reserved

Static Variables

- Normally, each object has its own data space, but if a variable is declared as static, only one copy of the variable exists

```
private static float price;
```

- Memory space for a static variable is created when the class is first referenced
- All objects instantiated from the class share its static variables
- Changing the value of a static variable in one object changes it for all others

© 2004 Pearson Addison-Wesley. All rights reserved

Visibility Modifiers

	public	private
Variables	Violate encapsulation	Enforce encapsulation
Methods	Provide services to clients	Support other methods in the class

© 2004 Pearson Addison-Wesley. All rights reserved

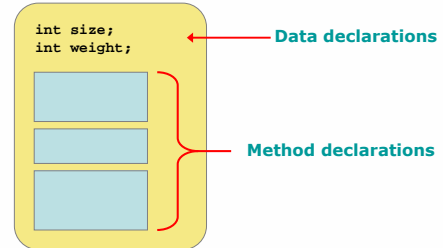
Static Class Members

- The order of the modifiers can be interchanged, but by convention visibility modifiers come first
- Recall that the `main` method is static – it is invoked by the Java interpreter without creating an object
- Static methods cannot reference instance variables because instance variables don't exist until an object exists
- However, a static method can reference static variables or local variables

© 2004 Pearson Addison-Wesley. All rights reserved

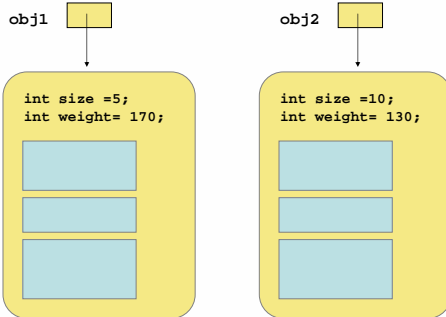
Classes

- A class can contain data declarations and method declarations



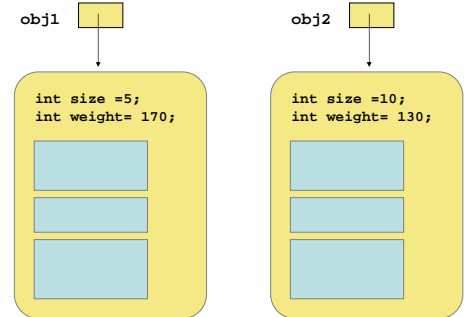
© 2004 Pearson Addison-Wesley. All rights reserved

Objects – instances of classes



© 2004 Pearson Addison-Wesley. All rights reserved

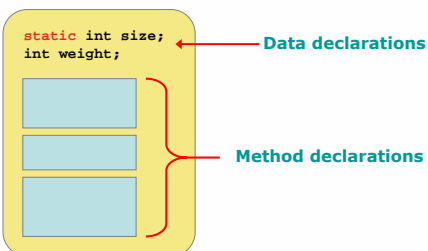
Note that the variables can have different values in the two objects



© 2004 Pearson Addison-Wesley. All rights reserved

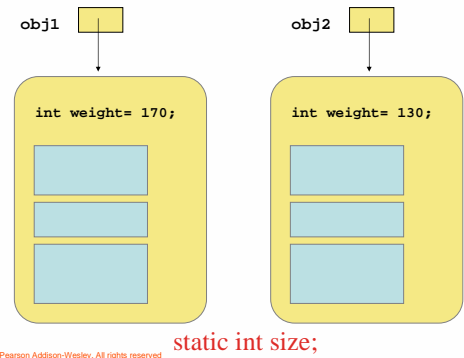
Classes

- Things change if we declare a static variable



© 2004 Pearson Addison-Wesley. All rights reserved

Objects – instances of a class with a static variable 'size'



© 2004 Pearson Addison-Wesley. All rights reserved

Static allocation

- **Static allocation** means allocation of storage before the program starts and retention until the end.
- The locations of objects are basically decided at compile-time, although they might be relocated at load-time. This implies the sizes of the objects must be known then.

© 2004 Pearson Addison-Wesley. All rights reserved. <http://www.memorymanagement.org/glossary/s.html>

Limitations

Using only static allocation is restrictive, as sizes of data structures can't be dynamically varied, and procedures cannot be recursive. However, it is also fast and eliminates the possibility of running out of memory. For this reason, this scheme is sometimes used in real-time systems.

© 2004 Pearson Addison-Wesley. All rights reserved. <http://www.memorymanagement.org/glossary/s.html>

Historical note

The first high-level language, Fortran, only had static allocation to begin with. Later languages usually offer heap and/or stack allocation, but static allocation is often available as an option.

© 2004 Pearson Addison-Wesley. All rights reserved. <http://www.memorymanagement.org/glossary/s.html>

Static Class Members

- Static methods and static variables often work together
- The following example keeps track of how many `Slogan` objects have been created using a static variable, and makes that information available using a static method
- See [SloganCounter.java](#) (page 294)
- See [Slogan.java](#) (page 295)

© 2004 Pearson Addison-Wesley. All rights reserved.

Sections 6.1 & 6.2
(dry stuff that you can read on your own)

© 2004 Pearson Addison-Wesley. All rights reserved.

Program Development

- The creation of software involves four basic activities:
 - establishing the requirements
 - creating a design
 - implementing the code
 - testing the implementation
- These activities are not strictly linear – they overlap and interact

© 2004 Pearson Addison-Wesley. All rights reserved.

Requirements

- *Software requirements* specify the tasks that a program must accomplish
 - what to do, not how to do it
- Often an initial set of requirements is provided, but they should be critiqued and expanded
- It is difficult to establish detailed, unambiguous, and complete requirements
- Careful attention to the requirements can save significant time and expense in the overall project

© 2004 Pearson Addison-Wesley. All rights reserved

Design

- A *software design* specifies how a program will accomplish its requirements
- That is, a software design determines:
 - how the solution can be broken down into manageable pieces
 - what each piece will do
- An object-oriented design determines which classes and objects are needed, and specifies how they will interact
- Low level design details include how individual methods will accomplish their tasks

© 2004 Pearson Addison-Wesley. All rights reserved

Implementation

- *Implementation* is the process of translating a design into source code
- Novice programmers often think that writing code is the heart of software development, but actually it should be the least creative step
- Almost all important decisions are made during requirements and design stages
- Implementation should focus on coding details, including style guidelines and documentation

© 2004 Pearson Addison-Wesley. All rights reserved

Testing

- *Testing* attempts to ensure that the program will solve the intended problem under all the constraints specified in the requirements
- A program should be thoroughly tested with the goal of finding errors
- *Debugging* is the process of determining the cause of a problem and fixing it
- We revisit the details of the testing process later in this chapter

© 2004 Pearson Addison-Wesley. All rights reserved

Identifying Classes and Objects

- The core activity of object-oriented design is determining the classes and objects that will make up the solution
- The classes may be part of a class library, reused from a previous project, or newly written
- One way to identify potential classes is to identify the objects discussed in the requirements
- Objects are generally nouns, and the services that an object provides are generally verbs

© 2004 Pearson Addison-Wesley. All rights reserved

Identifying Classes and Objects

- A partial requirements document:

The user must be allowed to specify each product by its primary characteristics, including its name and product number. If the bar code does not match the product, then an error should be generated to the message window and entered into the error log. The summary report of all transactions must be structured as specified in section 7.A.

Of course, not all nouns will correspond to a class or object in the final solution

© 2004 Pearson Addison-Wesley. All rights reserved

Identifying Classes and Objects

- Remember that a class represents a group (classification) of objects with the same behaviors
- Generally, classes that represent objects should be given names that are singular nouns
- Examples: Coin, Student, Message
- A class represents the concept of one such object
- We are free to instantiate as many of each object as needed

© 2004 Pearson Addison-Wesley. All rights reserved

Identifying Classes and Objects

- Sometimes it is challenging to decide whether something should be represented as a class
- For example, should an employee's address be represented as a set of instance variables or as an Address object
- The more you examine the problem and its details the more clear these issues become
- When a class becomes too complex, it often should be decomposed into multiple smaller classes to distribute the responsibilities

© 2004 Pearson Addison-Wesley. All rights reserved

Identifying Classes and Objects

- We want to define classes with the proper amount of detail
- For example, it may be unnecessary to create separate classes for each type of appliance in a house
- It may be sufficient to define a more general Appliance class with appropriate instance data
- It all depends on the details of the problem being solved

© 2004 Pearson Addison-Wesley. All rights reserved

Identifying Classes and Objects

- Part of identifying the classes we need is the process of *assigning responsibilities* to each class
- Every activity that a program must accomplish must be represented by one or more methods in one or more classes
- We generally use verbs for the names of methods
- In early stages it is not necessary to determine every method of every class – begin with primary responsibilities and evolve the design

© 2004 Pearson Addison-Wesley. All rights reserved

THE END

© 2004 Pearson Addison-Wesley. All rights reserved